

SOUNDPROOFED GENERATING SETS



20 - 30 kVA



PERFORMANCES

GENERATING SET MODEL	Duty	50 Hz		60 Hz		LWA (1)	LPS (2)
		kVA	kW	kVA	kW	dB (A)	dB (A)
GS803 li06	Prime	20	16	24	19	89.1	63.5
	Stand-by	22	17.5	26	21	89.1	63.5
GS803 li06	Prime	30	24	35	28	89.4	63.5
	Stand-by	33	26	39	31	89.4	63.5

Ratings at 0.8 p.f. - Standard reference conditions : 25°C air inlet temperature ; 1000 mbar ; 30% relative humidity.

(1) Sound power measured according to 84/536 CE at 50 Hz.

(2) Sound pressure level measured by a phonometer at a distance of 10 m at 50 Hz.

PRIME POWER

Applicable for supplying electrical power in lieu of commercially purchased power. Prime power is the maximum power available at variable load for an unlimited running time.

A 10% overload capacity is available for governing purposes only.

STAND-BY POWER

Applicable for supplying emergency electrical power for the duration of the utility power outage.

No overload capability is available for this rating.

STANDARD CONFIGURATION

1. ENGINE DRIVE

IVECO heavy duty diesel engine.

1.1 Governor

Mechanical, compliance with ISO 8528, class G2.

2. COOLING SYSTEM

The unit is equipped with a radiator and a pusher fan dimensioned for use in tropical climates. The radiator, mounted on specific supports, is insulated against engine vibrations and is fitted with appropriate accident-prevention devices.

3. FILTRATION SYSTEM

The engine is equipped with: dry air filter complete of security element, cartridge fuel filter and oil filter. All filters have replaceable cartridges.

4. EXHAUST SYSTEM

Industrial application exhaust silencers are supplied on request, assembled on the unit.

5. ELECTRICAL SYSTEM

12 Volt system with battery charging alternator. Starter motor. High performance maintenance free lead acid battery (on request). Battery rack mounted on the generating set base frame.

6. ALTERNATOR

Single bearing synchronous brushless alternator, four poles, mechanical protection degree IP21 and H class insulation. Standard connections: 12 terminals - 9 leads reconnectable. Tropical climates impregnation; on request, humid and corrosive climates treatment. All alternators are equipped with electronic voltage regulator.

7. MOUNTING ARRANGEMENT

7.1 Frame

Casing of sheet steel, bent and welded at the corners to reduce vibrations, and protected against any external agent by a prior phosphating treatment. The unit is installed on a base frame of bent sheet steel covering the entire perimeter of the casing. Engine and alternator are mounted via dampers ensuring vibration-proofing insulation. The interior of the unit can be reached via sound-proofed flap doors covered with fire-proofing fibres.

7.2 Coupling

Engine and alternator are directly coupled. The engine flywheel is coupled to the alternator rotor by means of flexible disks.

7.3 Transport and handling

The casing of the unit is equipped with a towing hook for ease of handling. The unit can be converted from static to movable, since the base frame has been designed to accommodate a handling truck. The truck, of metal plate, has a rudder adjustable for height and is fitted with a brake and springing type-approved for on-road transport.

8. FUEL SYSTEM

The unit is fitted with a thermoplastic fuel tank available in different capacities (see table), which is housed in the base frame and has a visual fuel level indicator. An oversized fuel tank of a capacity of 500 liters is available as option. Fuel tanks with special type-approval certificates are also available on request.

9. CONTROL PANEL

Manual and Automatic control panels are available in different configurations (see specific brochure).

10. OPTIONS

Generating set can be supplied with different options to meet the specific requirements of the customer (see specific brochure).

11. DOCUMENTATION

A full set of operation and maintenance manuals are provided with each unit.

12. FACTORY TESTS

Generating set is subject to a strict load test before delivery. A test certificate can be provided as option.

13. QUALITY STANDARDS

All the generating sets meet the following standards: 73/23/CE, 89/392/EE, 89/336/CE, ISO 8528, IEC 34.1. The generators used in our generating sets meet the following standards: ISO 8528, IEC 34.1, CEI 2.3, VDE 0530, BS 4999-5000, NF 51-100.

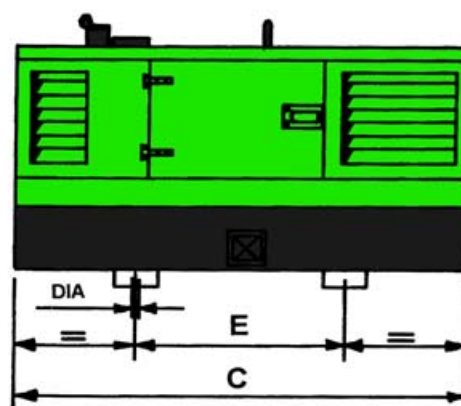
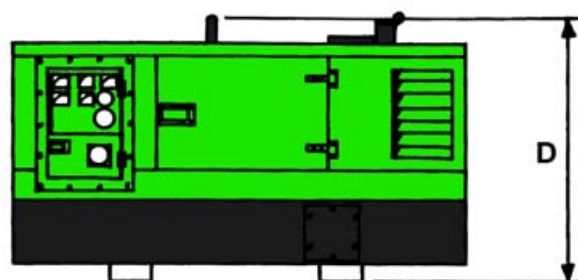
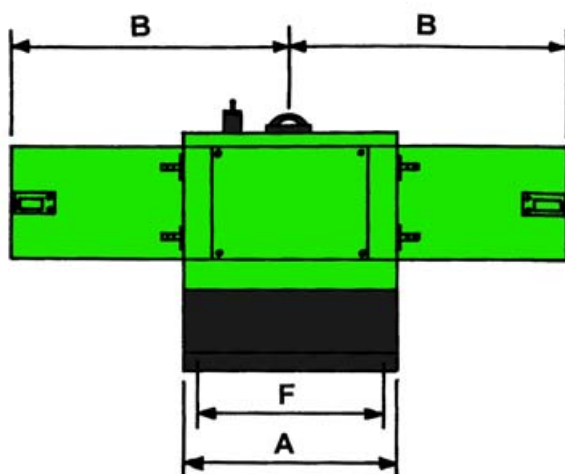
All units are sound-proofed according to directive 84/536CE sound power emission.

IVECO AIFO and 2HE are fully accredited ISO 9001 companies.

14. WARRANTY

Generating set is guaranteed for a period of 12 months from the start up date or 18 months from date of shipment whichever occurs earlier. Extended warranty is available on request.

OVERALL DIMENSIONS AND WEIGHTS



GENERATING SET MODEL	A	B	C	D	E	F	DIA	Fuel tank capacity (liters)	Weight (kg)
GS803 li06 (20 kVA)	950	1245	2000	1225 1396*	930	950	13	110 or 233*	1010
GS803 li06 (30 kVA)	950	1245	2000	1225	930	950	13	110 or 233	1050

Dimensions in mm. Dry weight including engine oil and without fuel in the fuel tank.

* 24 hours fuel tank..

SOUNDPROOFED GENERATING SETS 20 - 30 kVA



ENGINE DATA

Model	N° Cyl. Aspir.	Displ. L	Specific Fuel consumption (l/h) - (1)				Lube oil consumption (2)
			50 Hz		60 Hz		
			75 % charge	100 % charge	75 % charge	100 % charge	
803 li06 (20 kVA)	3L - NA	2.9	4.9	6.5	5.6	7.6	~ 03% of fuel consumption
803 li06 (30 kVA)	3L - NA	2.9	4.9	6.5	5.6	7.6	

(1) Use fuel corresponding to the specifications EN 590.

(2) Use lube oil corresponding to the specifications ACEA E2-96 MIL-L-2104E.